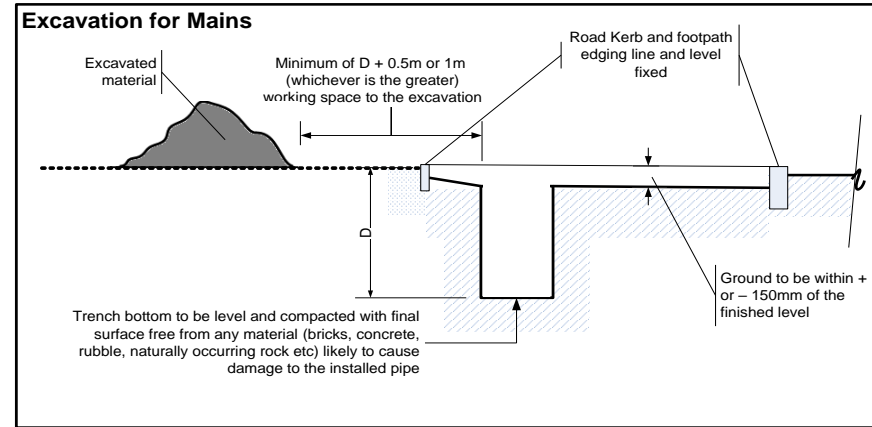
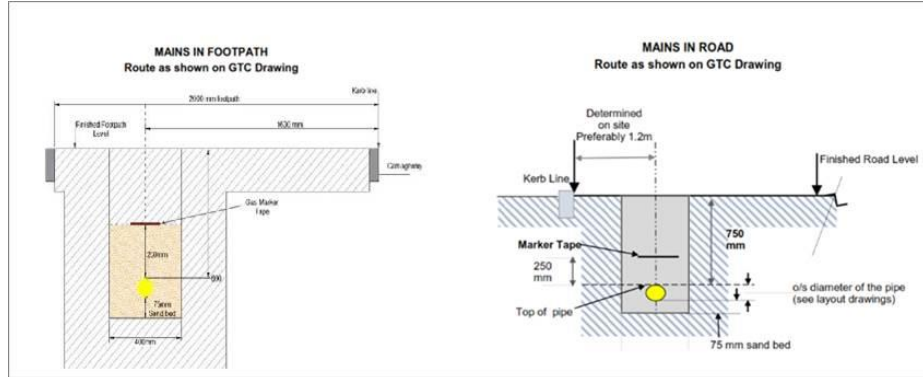


**GAS MAINS INSTALLATION**

**Road Crossings** It is the Developer’s responsibility to install all ducts for road crossings and/or services

**Setting Out – Line and Level**

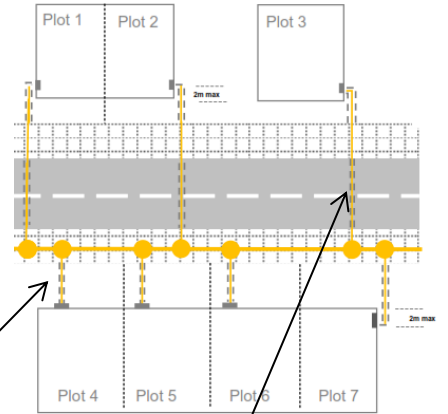
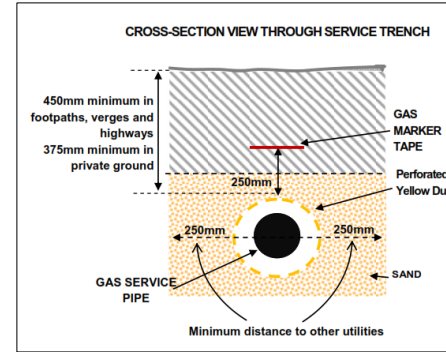


**Backfilling the trench** - this is the responsibility of the Developer unless stated otherwise in the original contract or agreed as a variation during the contract.

**GAS SERVICE ROUTES**

The sketches overleaf show acceptable service routes. The service routes form part of the network and **MUST** be constructed to the standards of the adopting Network Operator. Non-compliance with these standards will result in refusal to

connect the service pipes. Services **MUST** be laid in open trench or in ducts **ONLY**, it is not permitted for



developers to lay service pipe.

**ACCEPTABLE Service Routes**

Services to be laid perpendicular to property and main wherever possible. This provides a 'predictive' route for anyone working on the network at a later stage and reduces the risks associated with damage to underground apparatus

Services crossing roads and private land must be laid in approved ducts

**NOTE:** Services which CANNOT follow the 'predictive' route due to physical obstructions (e.g. drain covers etc) **MUST** be INDIVIDUALLY agreed with GTC before being laid and the Developer **MUST** produce an as laid drawing showing the agreed route and submit this to GTC prior to the service being connected.

**If the service doesn't comply with the following requirements it will not be commissioned:**

- The pipe / duct ends **MUST** be sealed and protected
- The GTC preferred depth of cover is 600mm however it **MUST** be a minimum 375mm of cover in private ground, 450mm minimum in footpaths, verges and highways
- The route **MUST** be 250mm clear of all other utilities in all directions
- Marker tape **MUST** be applied over the line of the service and/or duct
- Backfill material should be free from anything sharp or heavy
- The excavation each end of the service **MUST** be 800mm square, and the gas main exposed completely
- Service ducts **MUST** be laid in a straight line and at 90 degrees to an elevation of the property
- Semi concealed boxes are **NOT** permitted in trafficked areas e.g. driveways
- Meter box types and locations **MUST** be in accordance with the approved