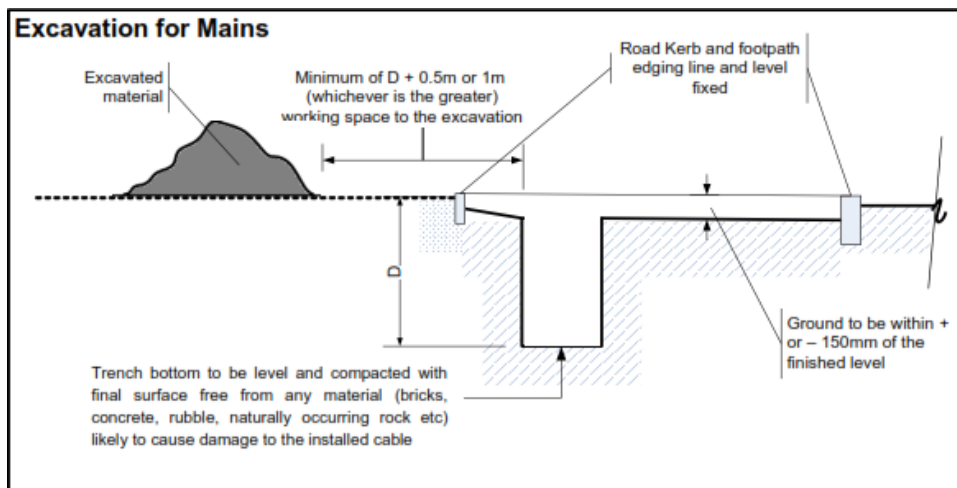
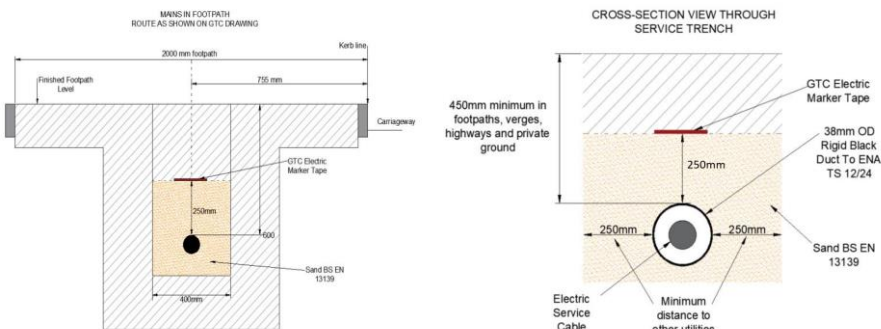


GROUNDWORKERS GUIDANCE - ELECTRICITY

LV ELECTRICITY MAINS INSTALLATION

Road Crossings - It is the Developer's responsibility to supply and install all ducts for road crossings and/or services. Ducts for road crossings **MUST** be 150mm OD 'rigiduct' plastic compliant with ENA TS 12-24. Ducts for services must be 38mm OD 'polyduct' plastic compliant to ENA TS 12-24.

Setting Out – Line and Level

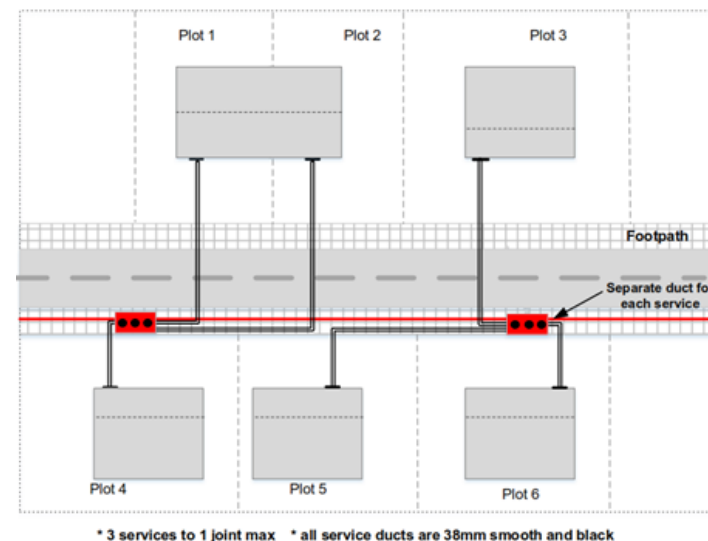


Backfilling the trench – this is the responsibility of the Developer unless stated otherwise in the original contract or agreed as a variation during the contract. All cables should be surrounded with cable sand to BS EN 13139.

ELECTRICITY SERVICE ROUTES

The sketches overleaf show acceptable service routes. The service routes form part of the network and **MUST** be constructed to the standards of the adopting Network Operator. Non-compliance with these standards will result in refusal to connect the service cables.

GROUNDWORKERS GUIDANCE – ELECTRICITY



SERVICE CABLES

- Install meter cabinet (supplied by GTC, subject to contract) and ensure cabinet doors are securely fitted.
- Meter box locations **MUST** be in accordance with the approved construction drawing or approved in advance by an authorised GTC representative.
- Install white Hockey sticks (supplied by GTC, subject to contract) between the end of the 38mm rigid service duct and the meter cabinet.
- All Electricity service cables **MUST** be ducted from the meter position to the connection point on the mains cable in the footway using 38mm OD 'polyduct' ducting to ENA 12-24 supplied by the developer. Ensuring that it is installed at a minimum depth of 450mm, it is important to install the duct on a route exactly as shown in the design.
- Duct ends **MUST** be sealed.
- The line of the duct **MUST** be a minimum of 250mm away from the gas service pipe or duct.
- Lay 'Electricity' marker tape, supplied by GTC, 250mm above the ducts before backfilling the trench.
- The joint hole **MUST** be a minimum of 1000 x 800mm and the electric cable exposed completely.