

GAS METER MOVES – EXCAVATION INFORMATION

This document explains what excavations are required in order to move your gas meter. Please ensure the excavation is completed prior to our attendance. It is advisable to do this a few days in advance to ensure you have enough time to make any alterations if we deem it does not meet our requirements.

Important information

- The gas service pipe cannot be laid or left situated beneath your house. If you are building an extension, the meter can be repositioned on the new external wall.
- There must be no scaffolding covering the excavated areas. Our engineers cannot work underneath scaffolding.
- We will not reconnect any copper outlet / internal pipework – you will need to arrange for a Gas Safe Registered engineer to complete this work for you.

Excavation Requirements

- 1.2m x 1.2m x 0.6m deep excavation to expose the gas service externally
- and a 0.6m wide and 0.6m deep trench to new meter position.

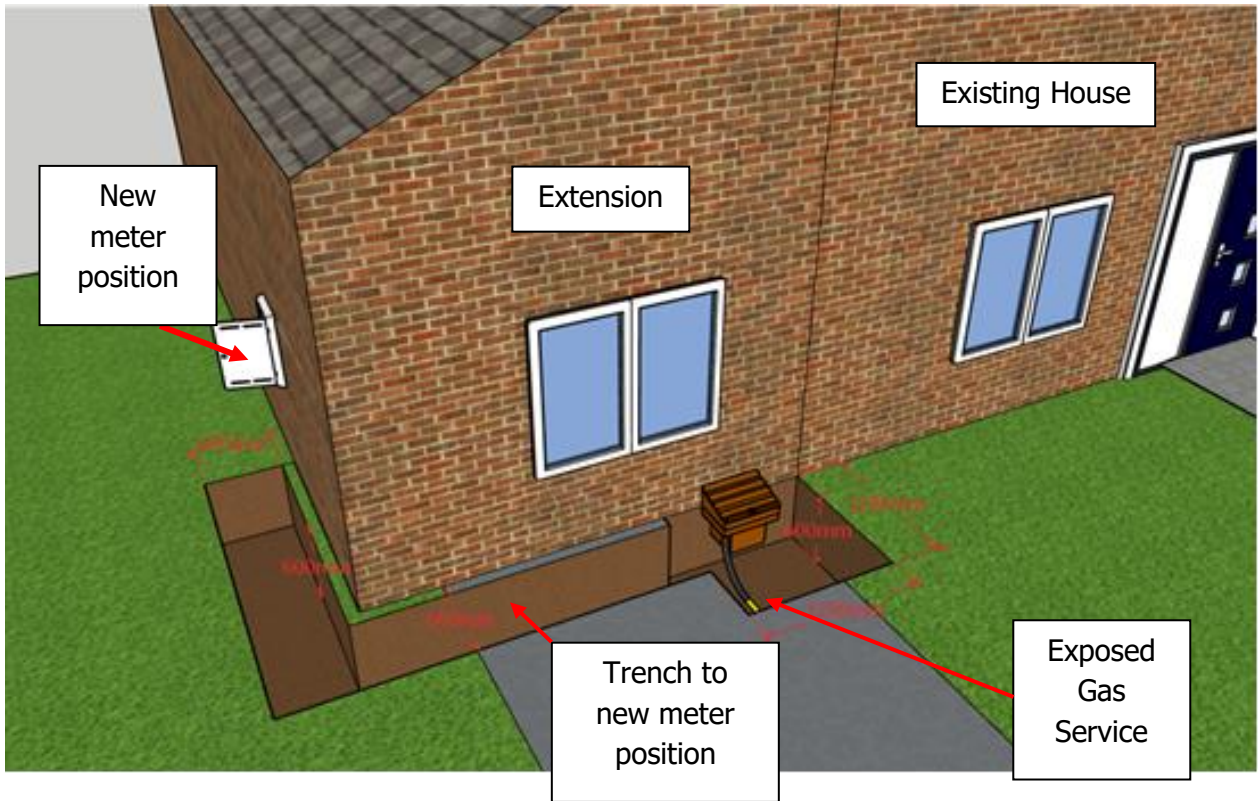
The image and photos on the following page are examples.

Evidence


Once the excavation has been completed, please email photographs of the following:

- Existing meter position
- New meter position
- Exposed service pipe
- Any trenches (if applicable)


Please email these photos to ops.mailbox@gtc-uk.co.uk. If any changes need to be made, we will contact you as soon as possible to advise you on any corrections required.



Example Photos



Excavation at service pipe



Trench for new service